



2010 PARTNER STARTER KIT

FUNCTIONAL SPECIFICATION

Date: 3.27.2012

FROM: DENISE DUNCAN
denise.duncan@crownpeak.com
p. 310-841-5920 xtn: 228
f. 310-841-5913

OVERVIEW AND GOALS

This specification describes the partner starter kit – Simple Site CSharp - available in all CMS instances and published to <http://training-stage.crownpeak.com/> and <http://training.crownpeak.com/>. This includes a working example a site and the CMS that publishes and maintains it. CMS developers can clone this starter kit to begin a new CMS implementation or use it as a reference guide in the basic steps of CMS planning and development. This starter kit will demonstrate code samples and best practices.

This specification includes

1. Site specification
2. Site map
3. Site Wire frames
4. CMS Structure
5. CMS Template specification
6. CMS Configuration specification

SITE SPECIFICATION

The starter kit CMS will publish a site with three page types

1. Home page
2. Section Landing Page
3. Detail Page

Site will use the following technology

1. 960.gs will be the CSS framework. It is a well adopted framework for Wordpress themes. Using this framework should make updating and repurposing the CMS as simple as possible

1.1. References

1.1.1.960 Grid system - <http://960.gs/>

1.1.2.Fluid 960 Grid System - <http://designinfluences.com/fluid960gs/>

1.1.3.960 Tutorial - <http://divitodesign.com/css/960-css-framework-learn-basics/>

2. jQuery

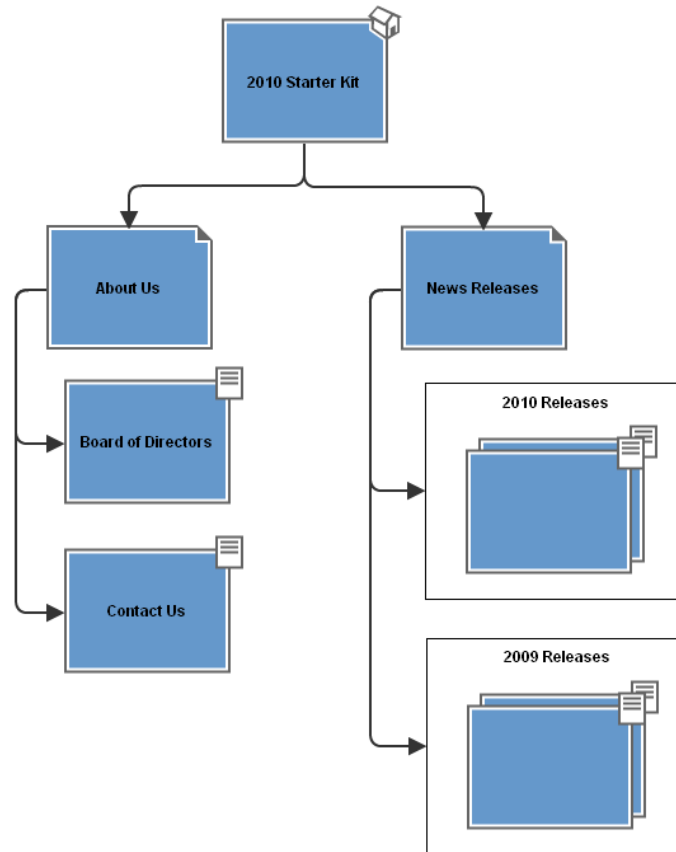
2.1. jQuery should be used for rich interactive elements like dropdown menus, lightboxes, etc.

Look and Feel

1. The starter kit site will use the same look and feel as the existing CrownPeak frameworks and training instance



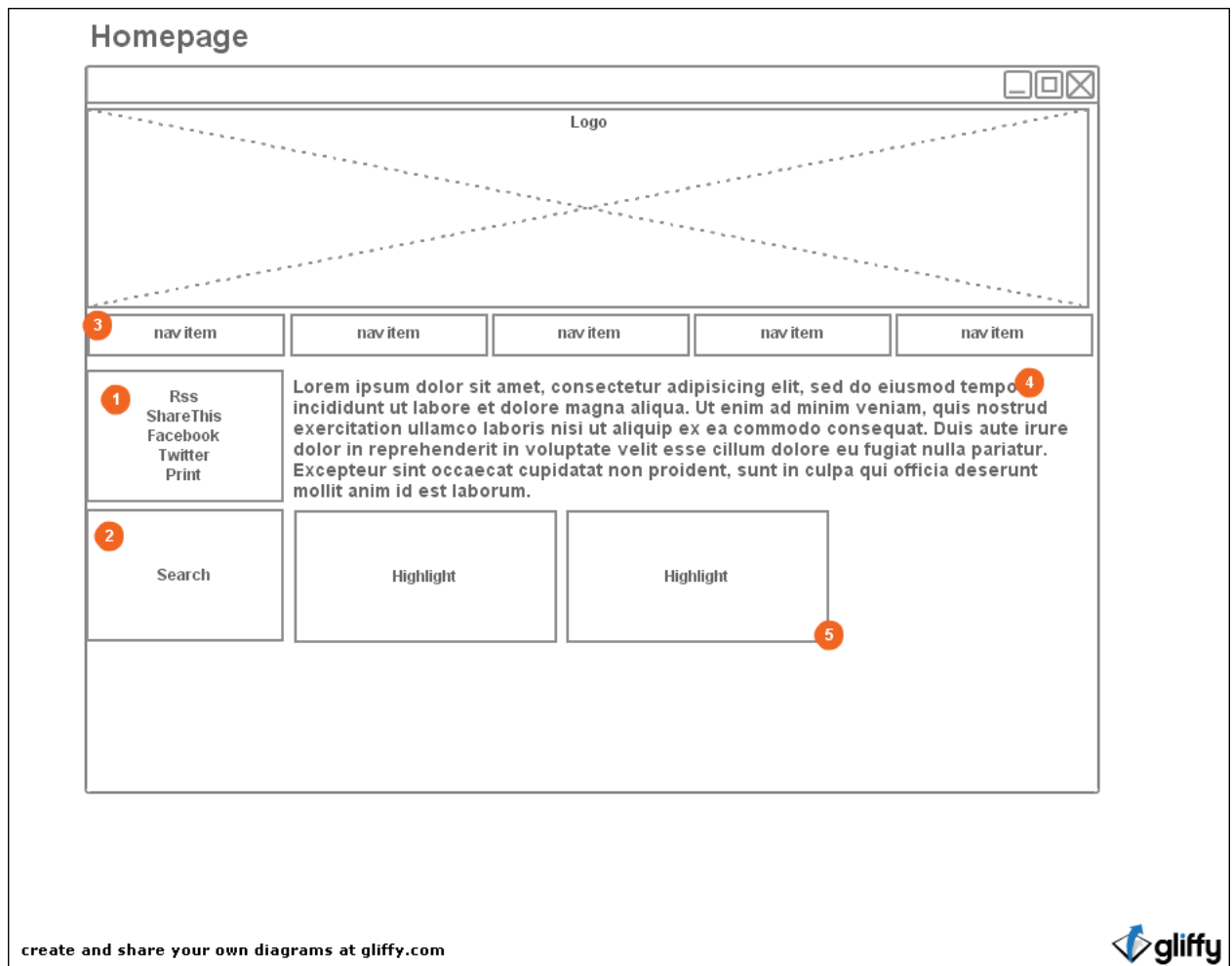
SITEMAP



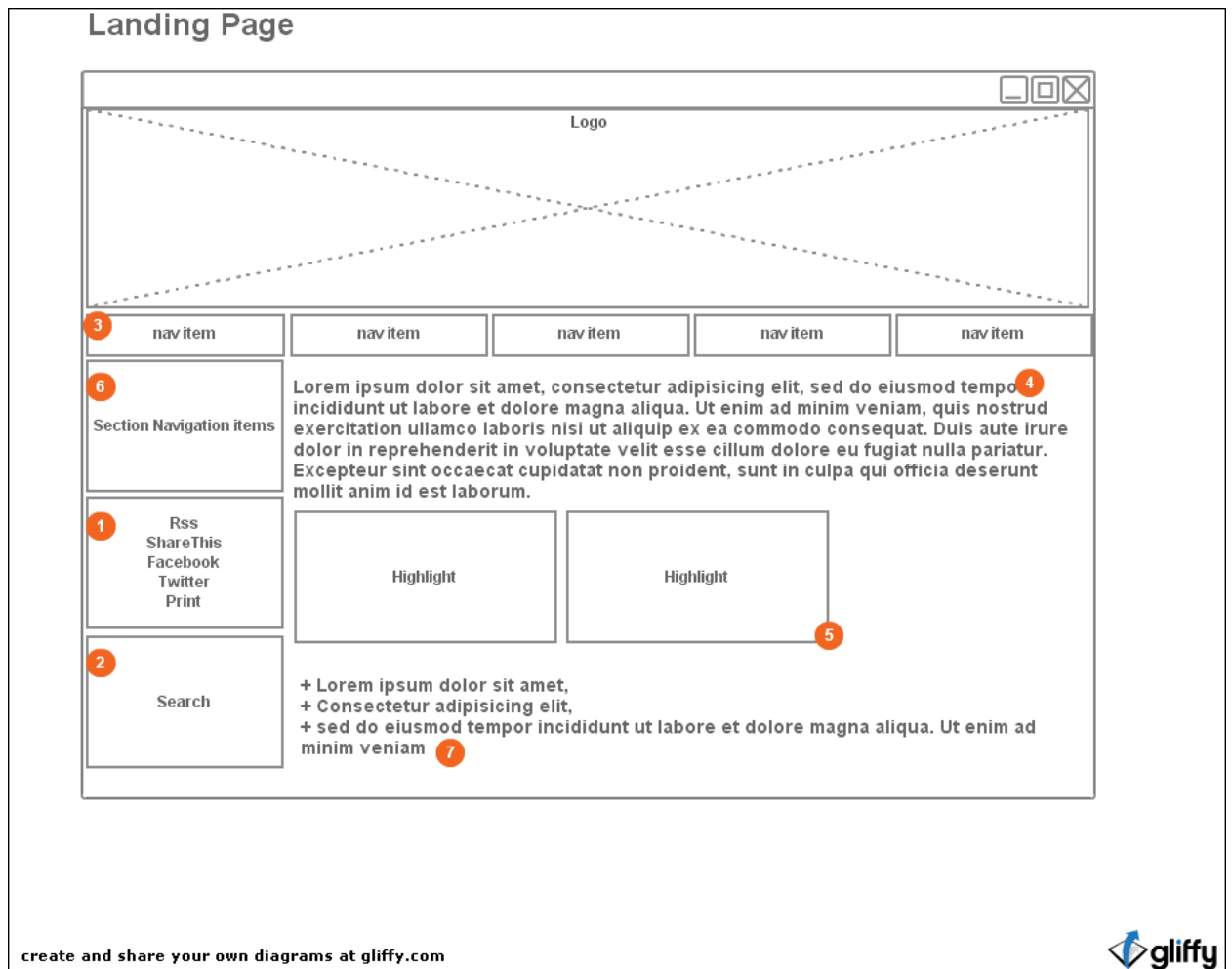
create and share your own diagrams at gliffy.com



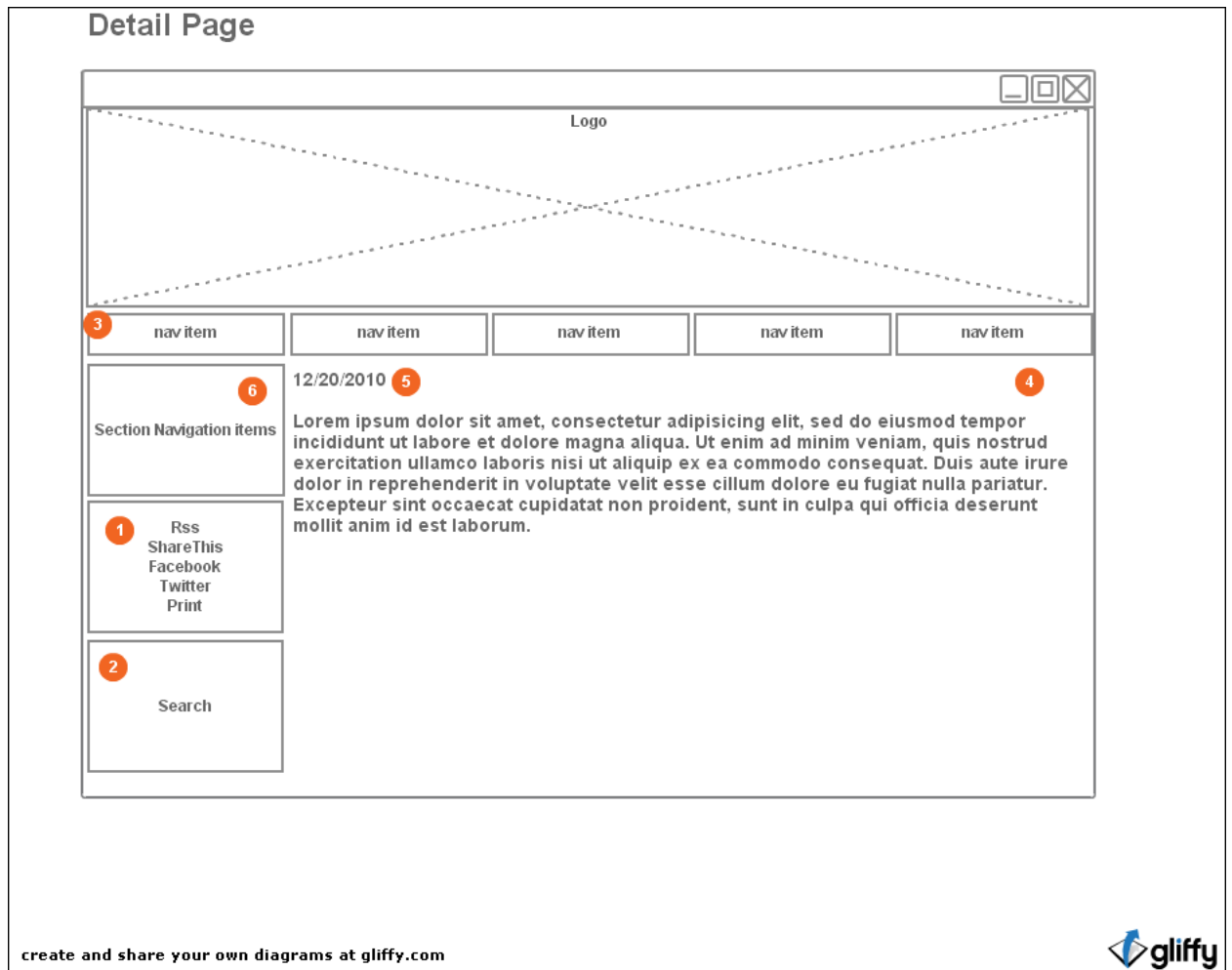
SITE WIREFRAMES



1. RSS links to page published by CMS, ShareThis, Facebook, Twitter link to demo accounts on these sites. ShareThis should show email integration. Print should print a page using alternate CSS and show print config window
2. Phase 2
3. jQuery dropdown menus
4. Text from CMS WYSIWYG field
5. Highlighted content from news or about us, selected by CMS user

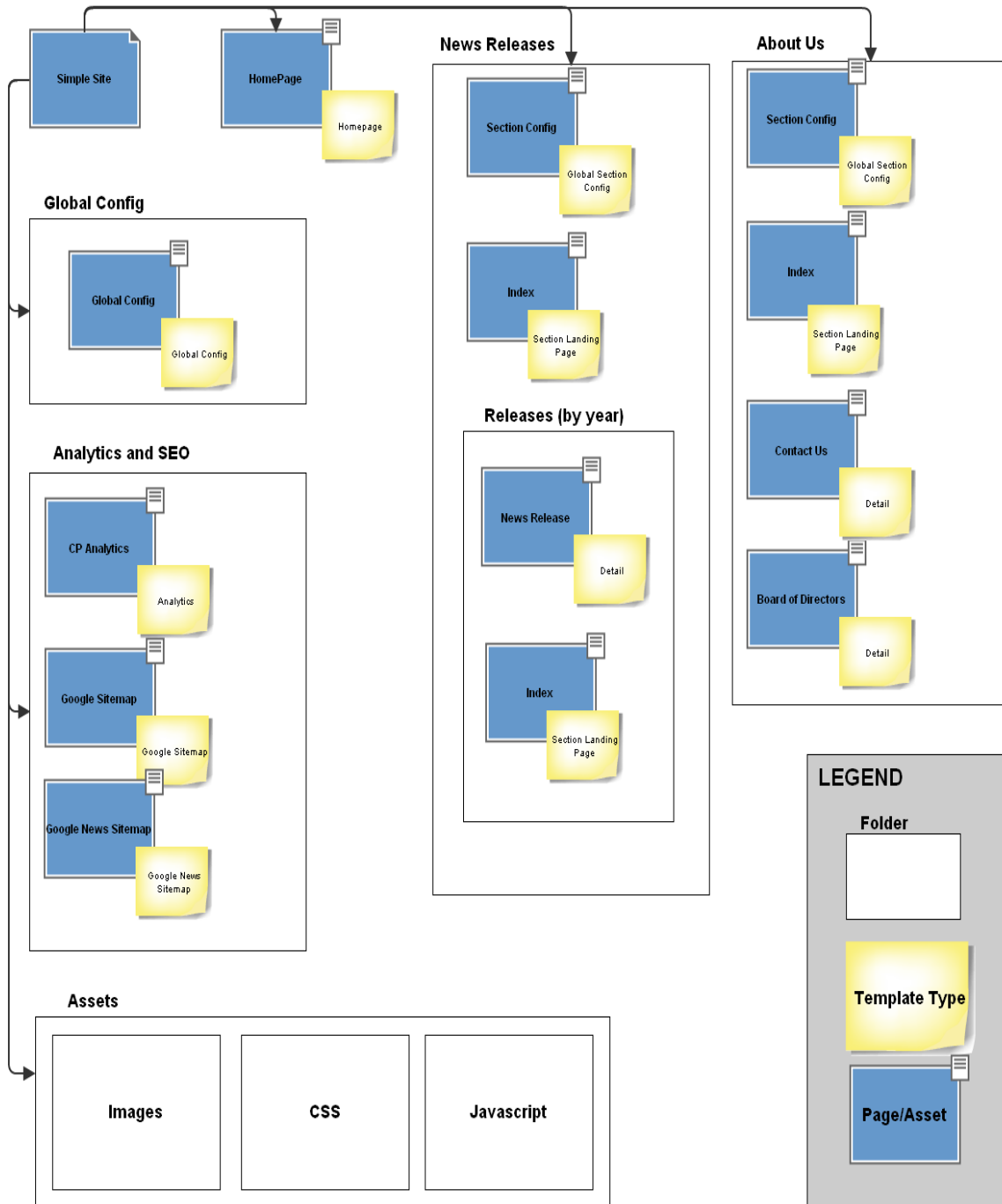


1. RSS links to page published by CMS, ShareThis, Facebook, Twitter link to demo accounts on these sites. ShareThis should show email integration. Print should print a page using alternate CSS and show print config window
2. Phase 2
3. jQuery dropdown menus
4. Text from CMS WYSIWYG field
5. Highlighted content from news or about us, selected by CMS user
6. Section Navigation based on current folder
7. Automatically generated links to content in the current folder.



1. RSS links to page published by CMS, ShareThis, Facebook, Twitter link to demo accounts on these sites. ShareThis should show email integration. Print should print a page using alternate CSS and show print config window
2. Phase 2
3. jQuery dropdown menus
4. Text from CMS WYSIWYG field
5. Highlighted content from news or about us, selected by CMS user
6. Section Navigation based on the current folder

CMS STRUCTURE



CMS TEMPLATE SPECIFICATION

TEMPLATE REQUIREMENTS

1. Required Features
 - 1.1. All template should include an stage-output.asp file for development while CMS is live
 - 1.2. Template should also include filename.asp, url.asp, assetfilename.asp and asseturl.asp
 - 1.3. Input templates should include instructions and description of all fields.
2. Publishing features
 - 2.1. Pages are published with SEO friendly paths and urls. This is enabled by using shared includes and functions to manage publishing names.
 - 2.2. Include contains code enforcing template naming convention. Anything with XML or RSS in the template name or output name will be published with .xml extension

TEMPLATE INVENTORY

1. Navigation Wrapper
 - 1.1. Required Features
 - 1.1.1. Should include shared page elements like header and footer.
 - 1.1.2. Analytics code should reside here so it can be included in all CMS pages
 - 1.2. Publishing features
 - 1.2.1. N/A
2. Homepage
 - 2.1. Required Features
 - 2.1.1. N/A
 - 2.2. Publishing features
 - 2.2.1. N/A
3. Section Landing Page
 - 3.1. Required Features
 - 3.1.1. Should include RSS output
 - 3.1.2. Should include option to publish./not publish RSS output
 - 3.2. Publishing features
 - 3.2.1. N/A

4. Detail Page
 - 4.1. Required Features
 - 4.1.1. Should include JavaScript print option
 - 4.2. Publishing features
 - 4.2.1. N/A
5. Global Config
 - 5.1. Required Features
 - 5.1.1. Main Navigation Panel
 - 5.1.2. Footer
 - 5.1.3. Logo
 - 5.1.4. CP Analytics id
 - 5.1.5. Google Analytics Id
 - 5.2. Publishing Requirements
 - 5.2.1. Header and footer should publish as includes
6. Section Config
 - 6.1. Required Features
 - 6.1.1. Section Navigation sort and select
 - 6.2. Publishing features
 - 6.2.1. N/A
7. Analytics
 - 7.1. Required Features
 - 7.1.1. User is able to view a GetClicky reports in CMS preview
 - 7.1.2. GetClicky and Google Analytics currently shows analytics for methodology.crownpeak.com.
 - 7.2. Publishing features
 - 7.2.1. N/A
 - 7.3. Robots.txt
 - 7.3.1. Required Features
 - 7.3.1.1. Simple text editor for user to update robots.txt file contents

CMS CONFIGURATION SPECIFICATION

CONFIGURATION REQUIREMENTS

1. Required Features
 - 1.1. ACL's should be configured at the folder level. Pages and models should be configured to inherit ACLs from the folder.
 - 1.2. Asset ACLs should be configured to allow access to View > Properties > Meta Data. This should be hidden from all other templated assets – meta fields are included in input template.
 - 1.3. Publishing should only be set on the root folder
 - 1.4. Package configuration should include 'NoPublish' package that is set to blank. This will be used for pages that should not be published to site, such as configuration files
 - 1.5. Alternate outputs such as stage and RSS are available in view menu in order to preview in CMS
2. Publishing Requirements
 - 2.1. /System/filenames included so same publishing rules can be applied to templated pages and assets

CONFIGURATION INVENTORY (BY FOLDER)

1. Documentation
 - 1.1. Added /System/documentation/user and technical
 - 1.2. Help page (/System/Help Menu/Customer Documentation) automatically creates list of content in /System/Documentation/User. This page is available from the top menu – Help > Customer Documentation
 - 1.3. /System/Documentation/User/Help Updater updates list on (/System/Help Menu/Customer Documentation) so list of documents can be properly updated by the CMS.
2. Root
 - 2.1. Required Features
 - 2.1.1.ACLs should be set on this folder.
 - 2.1.2.ACLs for Asset subfolders should be set to inherit ACLs from Assets so users have access to meta fields.
 - 2.2. Publishing requirements
 - 2.2.1.Publishing for the entire site should be set on this folder
3. News Releases

- 3.1. Required Features
 - 3.1.1.ACLs be set to inherit ACLs from parent
- 3.2. Publishing requirements
 - 3.2.1.Publishing setting should be inherited from the root folder
- 4. About Us
 - 4.1. Required Features
 - 4.1.1.ACLs be set to inherit ACLs from parent
 - 4.2. Publishing requirements
 - 4.2.1.Publishing setting should be inherited from the root folder
- 5. Global Config
 - 5.1. Required Features
 - 5.1.1.ACLs be set to inherit ACLs from parent
 - 5.2. Publishing requirements
 - 5.2.1.Publishing should be set to 'NoPublish'
- 6. Analytics and SEO
 - 6.1. Required Features
 - 6.1.1.ACLs be set to inherit ACLs from parent
 - 6.1.2.CP Analytics should show preview of Methodology site.
 - 6.2. Publishing requirements
 - 6.2.1.Publishing should be set to 'NoPublish'
- 7. Assets
 - 7.1. Required Features
 - 7.1.1.ACLs be set to inherit ACLs from parent
 - 7.2. Publishing requirements
 - 7.2.1.N/A

GLOSSARY

Navigation Wrapper

A template similar to master page in .NET. Shared content, like site header and footer, is embedded in the template and referenced in all other site templates to wrap around template output

ACL

Access control for viewing, editing, publishing, and configuration options.

Package

One of the steps required to configure publishing. To set up publishing, you must up an FTP location and package that points to the FTP location. With those set, workflows and publishing properties must be configured to publish using that package.



5880 West Jefferson Boulevard, Unit G
Los Angeles, California 90016

p. 310-841-5920 xtn 228 f. 310-841-5913

www.crownpeak.com